



KONICA MINOLTA

**ImagePilot**  
**Aero**  
ALL-IN-ONE DR SOLUTION

## Transitioning to DR Has Never Been Easier



## With Konica Minolta ImagePilot Aero's Unique Design and Technology

- Faster
- Stronger
- Lighter
- Easier

### DR Speed

Images transfer immediately.

- 3 second display
- 13 second cycle
- Greater patient throughput
- Improved patient comfort

### Wireless Versatility

Convenient and safe.

- One panel for all exams
- No cable to trip over
- No cable to break
- Easy to handle throughout the room
- Compliant with standard film size cassettes

### Durable Design

Reliability and peace of mind.

- Unibody structure – designed to absorb stress
- Light weight carbon fiber construction – shock and drop tolerant
- No battery compartment – liquid resistant for improved patient safety

Giving Shape to Ideas

# Design and Workflow Advantages

## High Quality, Easy Imaging

- CsI scintillator – greater DQE, greater dose efficiency
- AutoPilot automatic image processing – simple, consistent image quality
- Learns your preferences – improved productivity

## Ultra Lightweight Flat Panel Detector

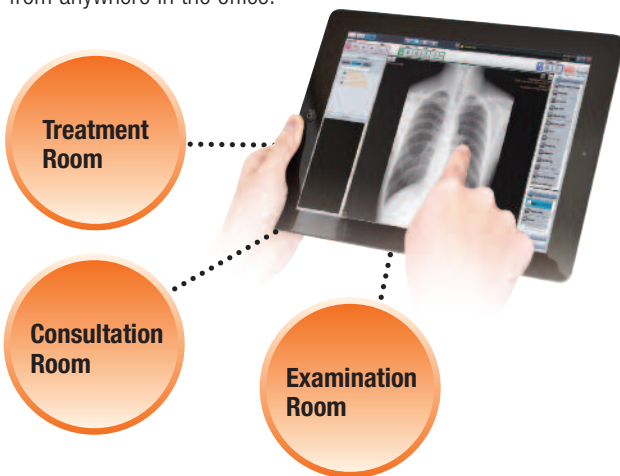
The ImagePilot Aero panel is one of the lightest 14"x17" FPDs in the world weighing 6.2 lbs.

- Convenient weight for handling
- Less likely to be dropped
- Greater user satisfaction

Whether in-room or for mobile applications, lighter is better.

## Handheld Viewing

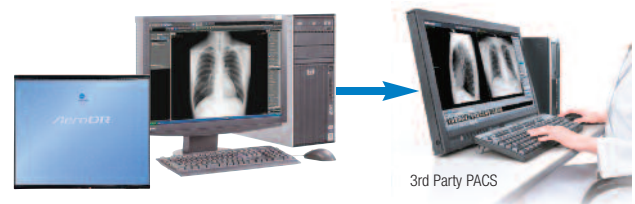
View images on an iPad®, tablet, or laptop from anywhere in the office.



Review results with patients in the exam room or in a private office. Use for easy and quick image acquisition in the X-ray room.

iPad® is a registered trademark of Apple Inc.

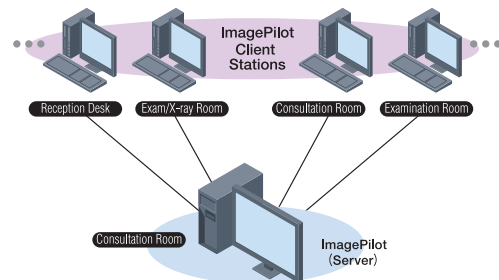
## ImagePilot Expandability



Acquire superb images and store them directly to the office PACS.

**OR**

Utilize ImagePilot as the PACS for in-office review and long term archive.



## Complete Five Year Total Cost of Ownership Coverage

Unique to the clinic market, the 5 Year TCO offering is specifically designed to eliminate any installation, maintenance and IT costs normally associated with digital imaging. Over the 5 year period the TCO package offers a single standard payment.

## Five year TCO packages include:

- Unlimited Parts Coverage
- 24x7 Technical Support
- Panel Protection: covers against accidental damage
- ImagePilot Software Upgrades
- Infirmary (plans vary by model)
  - Real time automatic backup
  - Secure cloud based collaboration
  - Automatic Windows updates and antivirus protection

Specifications and details subject to change without notification.



KONICA MINOLTA

KONICA MINOLTA MEDICAL IMAGING USA, INC.  
411 NEWARK POMPTON TURNPIKE  
WAYNE, NJ 07470  
TEL: (973) 633-1500 FAX: (973) 523-7408  
WEBSITE: [medical.konicaminolta.us](http://medical.konicaminolta.us)